

## Perfect Clarity Glass Polishing Compound

### Motor Active

Chemwatch Hazard Alert Code: 2

Chemwatch: 5301-12

Version No: 2.1.1.1

Safety Data Sheet according to WHS and ADG requirements

Issue Date: 23/03/2018

Print Date: 20/04/2018

L.GHS.AUS.EN

## SECTION 1 IDENTIFICATION OF THE SUBSTANCE / MIXTURE AND OF THE COMPANY / UNDERTAKING

### Product Identifier

Product name	Perfect Clarity Glass Polishing Compound
Synonyms	Part no: G8408 (8oz/236ml)
Other means of identification	Not Available

### Relevant identified uses of the substance or mixture and uses advised against

Relevant identified uses	Automotive, remove heavy grit scratches from glass quickly while leaving a polished surface.
--------------------------	--

### Details of the supplier of the safety data sheet

Registered company name	Motor Active
Address	35 Slough Business Park, Holker Street Silverwater NSW 2128 Australia
Telephone	+61 2 9737 9422 1800 350 622
Fax	+61 2 9737 9414
Website	www.motoractive.com.au
Email	andrew.spira@motoractive.com.au

### Emergency telephone number


Association / Organisation	MotorActive
Emergency telephone numbers	+61 2 9737 9422 (For General Information Monday to Friday 8:30am to 5:pm)
Other emergency telephone numbers	13 11 26 (In Case of Emergency contact: Poison Information Hotline)

## SECTION 2 HAZARDS IDENTIFICATION

### Classification of the substance or mixture

**HAZARDOUS CHEMICAL. NON-DANGEROUS GOODS. According to the WHS Regulations and the ADG Code.**


#### CHEMWATCH HAZARD RATINGS

	Min	Max	
Flammability	0		
Toxicity	0		
Body Contact	2		
Reactivity	0		
Chronic	0		

0 = Minimum  
1 = Low  
2 = Moderate  
3 = High  
4 = Extreme

Poisons Schedule	Not Applicable
Classification <sup>[1]</sup>	Eye Irritation Category 2A
Legend:	1. Classified by Chemwatch; 2. Classification drawn from HSIS ; 3. Classification drawn from EC Directive 1272/2008 - Annex VI

### Label elements

Hazard pictogram(s)	
---------------------	---

SIGNAL WORD **WARNING**

### Hazard statement(s)

H319	Causes serious eye irritation.
------	--------------------------------

### Supplementary statement(s)

Not Applicable

## Perfect Clarity Glass Polishing Compound

### CLP classification (additional)

Not Applicable

### Precautionary statement(s) Prevention

<b>P280</b>	Wear protective gloves/protective clothing/eye protection/face protection.
-------------	--

### Precautionary statement(s) Response

<b>P305+P351+P338</b>	IF IN EYES: Rinse cautiously with water for several minutes. Remove contact lenses, if present and easy to do. Continue rinsing.
<b>P337+P313</b>	If eye irritation persists: Get medical advice/attention.

### Precautionary statement(s) Storage

Not Applicable

### Precautionary statement(s) Disposal

Not Applicable

## SECTION 3 COMPOSITION / INFORMATION ON INGREDIENTS

### Substances

See section below for composition of Mixtures

### Mixtures

CAS No	%[weight]	Name
Not Available	5-15	surfactants
Not Available	>60	Ingredients determined not to be hazardous

## SECTION 4 FIRST AID MEASURES

### Description of first aid measures

<b>Eye Contact</b>	<p>If this product comes in contact with the eyes:</p> <ul style="list-style-type: none"> <li>▶ Wash out immediately with fresh running water.</li> <li>▶ Ensure complete irrigation of the eye by keeping eyelids apart and away from eye and moving the eyelids by occasionally lifting the upper and lower lids.</li> <li>▶ Seek medical attention without delay; if pain persists or recurs seek medical attention.</li> <li>▶ Removal of contact lenses after an eye injury should only be undertaken by skilled personnel.</li> </ul>
<b>Skin Contact</b>	<p>If skin or hair contact occurs:</p> <ul style="list-style-type: none"> <li>▶ Flush skin and hair with running water (and soap if available).</li> <li>▶ Seek medical attention in event of irritation.</li> </ul>
<b>Inhalation</b>	<ul style="list-style-type: none"> <li>▶ If fumes, aerosols or combustion products are inhaled remove from contaminated area.</li> <li>▶ Other measures are usually unnecessary.</li> </ul>
<b>Ingestion</b>	<ul style="list-style-type: none"> <li>▶ Immediately give a glass of water.</li> <li>▶ First aid is not generally required. If in doubt, contact a Poisons Information Centre or a doctor.</li> </ul>

### Indication of any immediate medical attention and special treatment needed

Treat symptomatically.

## SECTION 5 FIREFIGHTING MEASURES

### Extinguishing media

- ▶ Foam.
- ▶ Dry chemical powder.
- ▶ BCF (where regulations permit).
- ▶ Carbon dioxide.
- ▶ Water spray or fog - Large fires only.

### Special hazards arising from the substrate or mixture

<b>Fire Incompatibility</b>	None known.
-----------------------------	-------------

### Advice for firefighters

<b>Fire Fighting</b>	<ul style="list-style-type: none"> <li>▶ Alert Fire Brigade and tell them location and nature of hazard.</li> <li>▶ Wear full body protective clothing with breathing apparatus.</li> <li>▶ Prevent, by any means available, spillage from entering drains or water course.</li> <li>▶ Use water delivered as a fine spray to control fire and cool adjacent area.</li> <li>▶ Avoid spraying water onto liquid pools.</li> <li>▶ <b>DO NOT</b> approach containers suspected to be hot.</li> <li>▶ Cool fire exposed containers with water spray from a protected location.</li> <li>▶ If safe to do so, remove containers from path of fire.</li> </ul>
<b>Fire/Explosion Hazard</b>	<ul style="list-style-type: none"> <li>▶ Combustible.</li> <li>▶ Slight fire hazard when exposed to heat or flame.</li> <li>▶ Heating may cause expansion or decomposition leading to violent rupture of containers.</li> <li>▶ On combustion, may emit irritating/ toxic fumes.</li> <li>▶ May emit acrid smoke.</li> <li>▶ Mists containing combustible materials may be explosive.</li> </ul>

## Perfect Clarity Glass Polishing Compound

	<ul style="list-style-type: none"> <li>† Combustion products include:</li> <li>† carbon dioxide (CO<sub>2</sub>)</li> <li>† carbon monoxide (CO)</li> <li>† May emit corrosive fumes.</li> </ul>
<b>HAZCHEM</b>	Not Applicable

### SECTION 6 ACCIDENTAL RELEASE MEASURES

#### Personal precautions, protective equipment and emergency procedures

See section 8

#### Environmental precautions

See section 12

#### Methods and material for containment and cleaning up

<b>Minor Spills</b>	<ul style="list-style-type: none"> <li>† Remove all ignition sources.</li> <li>† Clean up all spills immediately.</li> <li>† Avoid breathing vapours and contact with skin and eyes.</li> <li>† Control personal contact with the substance, by using protective equipment.</li> <li>† Contain and absorb spill with sand, earth, inert material or vermiculite.</li> <li>† Wipe up.</li> <li>† Place in a suitable, labelled container for waste disposal.</li> </ul>
<b>Major Spills</b>	<p>Moderate hazard.</p> <ul style="list-style-type: none"> <li>† Clear area of personnel and move upwind.</li> <li>† Alert Fire Brigade and tell them location and nature of hazard.</li> <li>† Wear breathing apparatus plus protective gloves.</li> <li>† Prevent, by any means available, spillage from entering drains or water course.</li> <li>† No smoking, naked lights or ignition sources.</li> <li>† Increase ventilation.</li> <li>† Stop leak if safe to do so.</li> <li>† Contain spill with sand, earth or vermiculite.</li> <li>† Collect recoverable product into labelled containers for recycling.</li> <li>† Absorb remaining product with sand, earth or vermiculite.</li> <li>† Collect solid residues and seal in labelled drums for disposal.</li> <li>† Wash area and prevent runoff into drains.</li> <li>† If contamination of drains or waterways occurs, advise emergency services.</li> </ul>

Personal Protective Equipment advice is contained in Section 8 of the SDS.

### SECTION 7 HANDLING AND STORAGE

#### Precautions for safe handling

<b>Safe handling</b>	<ul style="list-style-type: none"> <li>† Avoid all personal contact, including inhalation.</li> <li>† Wear protective clothing when risk of exposure occurs.</li> <li>† Use in a well-ventilated area.</li> <li>† Prevent concentration in hollows and sumps.</li> <li>† <b>DO NOT enter confined spaces until atmosphere has been checked.</b></li> <li>† Avoid smoking, naked lights or ignition sources.</li> <li>† Avoid contact with incompatible materials.</li> <li>† When handling, <b>DO NOT eat, drink or smoke.</b></li> <li>† Keep containers securely sealed when not in use.</li> <li>† Avoid physical damage to containers.</li> <li>† Always wash hands with soap and water after handling.</li> <li>† Work clothes should be laundered separately.</li> <li>† Use good occupational work practice.</li> <li>† Observe manufacturer's storage and handling recommendations contained within this SDS.</li> <li>† Atmosphere should be regularly checked against established exposure standards to ensure safe working conditions.</li> </ul>
<b>Other information</b>	<ul style="list-style-type: none"> <li>† Store in original containers.</li> <li>† Keep containers securely sealed.</li> <li>† No smoking, naked lights or ignition sources.</li> <li>† Store in a cool, dry, well-ventilated area.</li> <li>† Store away from incompatible materials and foodstuff containers.</li> <li>† Protect containers against physical damage and check regularly for leaks.</li> <li>† Observe manufacturer's storage and handling recommendations contained within this SDS.</li> </ul>

#### Conditions for safe storage, including any incompatibilities

<b>Suitable container</b>	<ul style="list-style-type: none"> <li>† Metal can or drum</li> <li>† Packaging as recommended by manufacturer.</li> <li>† Check all containers are clearly labelled and free from leaks.</li> </ul>
<b>Storage incompatibility</b>	<ul style="list-style-type: none"> <li>† Avoid reaction with oxidising agents</li> </ul>

### SECTION 8 EXPOSURE CONTROLS / PERSONAL PROTECTION

#### Control parameters

OCUPATIONAL EXPOSURE LIMITS (OEL)

Continued...

Perfect Clarity Glass Polishing Compound

INGREDIENT DATA

Not Available


EMERGENCY LIMITS

Ingredient	Material name	TEEL-1	TEEL-2	TEEL-3
Perfect Clarity Glass Polishing Compound	Not Available	Not Available	Not Available	Not Available

Ingredient	Original IDLH	Revised IDLH
surfactants	Not Available	Not Available
Ingredients determined not to be hazardous	Not Available	Not Available

MATERIAL DATA

Exposure controls

Appropriate engineering controls	<p>Engineering controls are used to remove a hazard or place a barrier between the worker and the hazard. Well-designed engineering controls can be highly effective in protecting workers and will typically be independent of worker interactions to provide this high level of protection.</p> <p>The basic types of engineering controls are:</p> <p>Process controls which involve changing the way a job activity or process is done to reduce the risk.</p> <p>Enclosure and/or isolation of emission source which keeps a selected hazard "physically" away from the worker and ventilation that strategically "adds" and "removes" air in the work environment. Ventilation can remove or dilute an air contaminant if designed properly. The design of a ventilation system must match the particular process and chemical or contaminant in use.</p> <p>Employers may need to use multiple types of controls to prevent employee overexposure.</p> <p>General exhaust is adequate under normal operating conditions. Local exhaust ventilation may be required in specific circumstances. If risk of overexposure exists, wear approved respirator. Correct fit is essential to obtain adequate protection. Provide adequate ventilation in warehouse or closed storage areas. Air contaminants generated in the workplace possess varying "escape" velocities which, in turn, determine the "capture velocities" of fresh circulating air required to effectively remove the contaminant.</p> <table border="1"> <thead> <tr> <th>Type of Contaminant:</th> <th>Air Speed:</th> </tr> </thead> <tbody> <tr> <td>solvent, vapours, degreasing etc., evaporating from tank (in still air).</td> <td>0.25-0.5 m/s (50-100 f/min)</td> </tr> <tr> <td>aerosols, fumes from pouring operations, intermittent container filling, low speed conveyer transfers, welding, spray drift, plating acid fumes, pickling (released at low velocity into zone of active generation)</td> <td>0.5-1 m/s (100-200 f/min.)</td> </tr> <tr> <td>direct spray, spray painting in shallow booths, drum filling, conveyer loading, crusher dusts, gas discharge (active generation into zone of rapid air motion)</td> <td>1-2.5 m/s (200-500 f/min.)</td> </tr> <tr> <td>grinding, abrasive blasting, tumbling, high speed wheel generated dusts (released at high initial velocity into zone of very high rapid air motion).</td> <td>2.5-10 m/s (500-2000 f/min.)</td> </tr> </tbody> </table> <p>Within each range the appropriate value depends on:</p> <table border="1"> <thead> <tr> <th>Lower end of the range</th> <th>Upper end of the range</th> </tr> </thead> <tbody> <tr> <td>1: Room air currents minimal or favourable to capture</td> <td>1: Disturbing room air currents</td> </tr> <tr> <td>2: Contaminants of low toxicity or of nuisance value only.</td> <td>2: Contaminants of high toxicity</td> </tr> <tr> <td>3: Intermittent, low production.</td> <td>3: High production, heavy use</td> </tr> <tr> <td>4: Large hood or large air mass in motion</td> <td>4: Small hood-local control only</td> </tr> </tbody> </table> <p>Simple theory shows that air velocity falls rapidly with distance away from the opening of a simple extraction pipe. Velocity generally decreases with the square of distance from the extraction point (in simple cases). Therefore the air speed at the extraction point should be adjusted, accordingly, after reference to distance from the contaminating source. The air velocity at the extraction fan, for example, should be a minimum of 1-2 m/s (200-400 f/min) for extraction of solvents generated in a tank 2 meters distant from the extraction point. Other mechanical considerations, producing performance deficits within the extraction apparatus, make it essential that theoretical air velocities are multiplied by factors of 10 or more when extraction systems are installed or used.</p>	Type of Contaminant:	Air Speed:	solvent, vapours, degreasing etc., evaporating from tank (in still air).	0.25-0.5 m/s (50-100 f/min)	aerosols, fumes from pouring operations, intermittent container filling, low speed conveyer transfers, welding, spray drift, plating acid fumes, pickling (released at low velocity into zone of active generation)	0.5-1 m/s (100-200 f/min.)	direct spray, spray painting in shallow booths, drum filling, conveyer loading, crusher dusts, gas discharge (active generation into zone of rapid air motion)	1-2.5 m/s (200-500 f/min.)	grinding, abrasive blasting, tumbling, high speed wheel generated dusts (released at high initial velocity into zone of very high rapid air motion).	2.5-10 m/s (500-2000 f/min.)	Lower end of the range	Upper end of the range	1: Room air currents minimal or favourable to capture	1: Disturbing room air currents	2: Contaminants of low toxicity or of nuisance value only.	2: Contaminants of high toxicity	3: Intermittent, low production.	3: High production, heavy use	4: Large hood or large air mass in motion	4: Small hood-local control only
	Type of Contaminant:	Air Speed:																			
solvent, vapours, degreasing etc., evaporating from tank (in still air).	0.25-0.5 m/s (50-100 f/min)																				
aerosols, fumes from pouring operations, intermittent container filling, low speed conveyer transfers, welding, spray drift, plating acid fumes, pickling (released at low velocity into zone of active generation)	0.5-1 m/s (100-200 f/min.)																				
direct spray, spray painting in shallow booths, drum filling, conveyer loading, crusher dusts, gas discharge (active generation into zone of rapid air motion)	1-2.5 m/s (200-500 f/min.)																				
grinding, abrasive blasting, tumbling, high speed wheel generated dusts (released at high initial velocity into zone of very high rapid air motion).	2.5-10 m/s (500-2000 f/min.)																				
Lower end of the range	Upper end of the range																				
1: Room air currents minimal or favourable to capture	1: Disturbing room air currents																				
2: Contaminants of low toxicity or of nuisance value only.	2: Contaminants of high toxicity																				
3: Intermittent, low production.	3: High production, heavy use																				
4: Large hood or large air mass in motion	4: Small hood-local control only																				
Personal protection																					
Eye and face protection	<ul style="list-style-type: none"> <li>Safety glasses with side shields.</li> <li>Chemical goggles.</li> <li>Contact lenses may pose a special hazard; soft contact lenses may absorb and concentrate irritants. A written policy document, describing the wearing of lenses or restrictions on use, should be created for each workplace or task. This should include a review of lens absorption and adsorption for the class of chemicals in use and an account of injury experience. Medical and first-aid personnel should be trained in their removal and suitable equipment should be readily available. In the event of chemical exposure, begin eye irrigation immediately and remove contact lens as soon as practicable. Lens should be removed at the first signs of eye redness or irritation - lens should be removed in a clean environment only after workers have washed hands thoroughly. [CDC NIOSH Current Intelligence Bulletin 59], [AS/NZS 1336 or national equivalent]</li> </ul>																				
Skin protection	See Hand protection below																				
Hands/feet protection	<p>The selection of suitable gloves does not only depend on the material, but also on further marks of quality which vary from manufacturer to manufacturer. Where the chemical is a preparation of several substances, the resistance of the glove material can not be calculated in advance and has therefore to be checked prior to the application.</p> <p>The exact break through time for substances has to be obtained from the manufacturer of the protective gloves and has to be observed when making a final choice.</p> <p>Personal hygiene is a key element of effective hand care. Gloves must only be worn on clean hands. After using gloves, hands should be washed and dried thoroughly. Application of a non-perfumed moisturizer is recommended.</p> <p>Suitability and durability of glove type is dependent on usage. Important factors in the selection of gloves include:</p> <ul style="list-style-type: none"> <li>frequency and duration of contact,</li> <li>chemical resistance of glove material,</li> </ul>																				

## Perfect Clarity Glass Polishing Compound

	<ul style="list-style-type: none"> <li>· glove thickness and</li> <li>· dexterity</li> </ul> <p>Select gloves tested to a relevant standard (e.g. Europe EN 374, US F739, AS/NZS 2161.1 or national equivalent).</p> <ul style="list-style-type: none"> <li>· When prolonged or frequently repeated contact may occur, a glove with a protection class of 5 or higher (breakthrough time greater than 240 minutes according to EN 374, AS/NZS 2161.10.1 or national equivalent) is recommended.</li> <li>· When only brief contact is expected, a glove with a protection class of 3 or higher (breakthrough time greater than 60 minutes according to EN 374, AS/NZS 2161.10.1 or national equivalent) is recommended.</li> <li>· Some glove polymer types are less affected by movement and this should be taken into account when considering gloves for long-term use.</li> <li>· Contaminated gloves should be replaced.</li> </ul> <p>For general applications, gloves with a thickness typically greater than 0.35 mm, are recommended.</p> <p>It should be emphasised that glove thickness is not necessarily a good predictor of glove resistance to a specific chemical, as the permeation efficiency of the glove will be dependent on the exact composition of the glove material. Therefore, glove selection should also be based on consideration of the task requirements and knowledge of breakthrough times.</p> <p>Glove thickness may also vary depending on the glove manufacturer, the glove type and the glove model. Therefore, the manufacturers' technical data should always be taken into account to ensure selection of the most appropriate glove for the task.</p> <p>Note: Depending on the activity being conducted, gloves of varying thickness may be required for specific tasks. For example:</p> <ul style="list-style-type: none"> <li>· Thinner gloves (down to 0.1 mm or less) may be required where a high degree of manual dexterity is needed. However, these gloves are only likely to give short duration protection and would normally be just for single use applications, then disposed of.</li> <li>· Thicker gloves (up to 3 mm or more) may be required where there is a mechanical (as well as a chemical) risk i.e. where there is abrasion or puncture potential</li> </ul> <p>Gloves must only be worn on clean hands. After using gloves, hands should be washed and dried thoroughly. Application of a non-perfumed moisturiser is recommended.</p> <ul style="list-style-type: none"> <li>▶ Wear chemical protective gloves, e.g. PVC.</li> <li>▶ Wear safety footwear or safety gumboots, e.g. Rubber</li> </ul>
<b>Body protection</b>	See Other protection below
<b>Other protection</b>	<ul style="list-style-type: none"> <li>▶ Overalls.</li> <li>▶ P.V.C. apron.</li> <li>▶ Barrier cream.</li> <li>▶ Skin cleansing cream.</li> <li>▶ Eye wash unit.</li> </ul>
<b>Thermal hazards</b>	Not Available

## SECTION 9 PHYSICAL AND CHEMICAL PROPERTIES

## Information on basic physical and chemical properties

<b>Appearance</b>	Creamy white liquid with clean pleasant odour; partly mixes with water.		
<b>Physical state</b>	Liquid	<b>Relative density (Water = 1)</b>	1.1-1.3
<b>Odour</b>	Not Available	<b>Partition coefficient n-octanol / water</b>	Not Available
<b>Odour threshold</b>	Not Available	<b>Auto-ignition temperature (°C)</b>	Not Available
<b>pH (as supplied)</b>	8-9.1	<b>Decomposition temperature</b>	Not Available
<b>Melting point / freezing point (°C)</b>	Not Applicable	<b>Viscosity (cSt)</b>	4200-7200
<b>Initial boiling point and boiling range (°C)</b>	Not Available	<b>Molecular weight (g/mol)</b>	Not Applicable
<b>Flash point (°C)</b>	>93	<b>Taste</b>	Not Available
<b>Evaporation rate</b>	Not Available	<b>Explosive properties</b>	Not Available
<b>Flammability</b>	Not Applicable	<b>Oxidising properties</b>	Not Available
<b>Upper Explosive Limit (%)</b>	Not Available	<b>Surface Tension (dyn/cm or mN/m)</b>	Not Available
<b>Lower Explosive Limit (%)</b>	Not Available	<b>Volatile Component (%vol)</b>	73.2
<b>Vapour pressure (kPa)</b>	Not Available	<b>Gas group</b>	Not Available
<b>Solubility in water (g/L)</b>	Partly miscible	<b>pH as a solution (1%)</b>	Not Available
<b>Vapour density (Air = 1)</b>	Not Available	<b>VOC g/L</b>	3

## SECTION 10 STABILITY AND REACTIVITY

<b>Reactivity</b>	See section 7
<b>Chemical stability</b>	<ul style="list-style-type: none"> <li>▶ Unstable in the presence of incompatible materials.</li> <li>▶ Product is considered stable.</li> <li>▶ Hazardous polymerisation will not occur.</li> </ul>
<b>Possibility of hazardous reactions</b>	See section 7
<b>Conditions to avoid</b>	See section 7
<b>Incompatible materials</b>	See section 7
<b>Hazardous decomposition products</b>	See section 5

## SECTION 11 TOXICOLOGICAL INFORMATION

## Information on toxicological effects

## Perfect Clarity Glass Polishing Compound

<b>Inhaled</b>	The material is not thought to produce adverse health effects or irritation of the respiratory tract (as classified by EC Directives using animal models). Nevertheless, good hygiene practice requires that exposure be kept to a minimum and that suitable control measures be used in an occupational setting.
<b>Ingestion</b>	The material has <b>NOT</b> been classified by EC Directives or other classification systems as "harmful by ingestion". This is because of the lack of corroborating animal or human evidence. The material may still be damaging to the health of the individual, following ingestion, especially where pre-existing organ (e.g liver, kidney) damage is evident. Present definitions of harmful or toxic substances are generally based on doses producing mortality rather than those producing morbidity (disease, ill-health). Gastrointestinal tract discomfort may produce nausea and vomiting. In an occupational setting however, ingestion of insignificant quantities is not thought to be cause for concern.
<b>Skin Contact</b>	The liquid may be miscible with fats or oils and may degrease the skin, producing a skin reaction described as non-allergic contact dermatitis. The material is unlikely to produce an irritant dermatitis as described in EC Directives .
<b>Eye</b>	Evidence exists, or practical experience predicts, that the material may cause eye irritation in a substantial number of individuals and/or may produce significant ocular lesions which are present twenty-four hours or more after instillation into the eye(s) of experimental animals. Repeated or prolonged eye contact may cause inflammation characterised by temporary redness (similar to windburn) of the conjunctiva (conjunctivitis); temporary impairment of vision and/or other transient eye damage/ulceration may occur.
<b>Chronic</b>	Long-term exposure to the product is not thought to produce chronic effects adverse to health (as classified by EC Directives using animal models); nevertheless exposure by all routes should be minimised as a matter of course.

<b>Perfect Clarity Glass Polishing Compound</b>	<b>TOXICITY</b>	<b>IRRITATION</b>
	Not Available	Not Available

**Legend:** 1. Value obtained from Europe ECHA Registered Substances - Acute toxicity 2.\* Value obtained from manufacturer's SDS. Unless otherwise specified data extracted from RTECS - Register of Toxic Effect of chemical Substances

<b>Acute Toxicity</b>	☹	<b>Carcinogenicity</b>	☹
<b>Skin Irritation/Corrosion</b>	☹	<b>Reproductivity</b>	☹
<b>Serious Eye Damage/Irritation</b>	✔	<b>STOT - Single Exposure</b>	☹
<b>Respiratory or Skin sensitisation</b>	☹	<b>STOT - Repeated Exposure</b>	☹
<b>Mutagenicity</b>	☹	<b>Aspiration Hazard</b>	☹

**Legend:** ✘ – Data available but does not fill the criteria for classification  
✔ – Data available to make classification  
☹ – Data Not Available to make classification

## SECTION 12 ECOLOGICAL INFORMATION

## Toxicity

<b>Perfect Clarity Glass Polishing Compound</b>	<b>ENDPOINT</b>	<b>TEST DURATION (HR)</b>	<b>SPECIES</b>	<b>VALUE</b>	<b>SOURCE</b>
	Not Available	Not Available	Not Available	Not Available	Not Available

**Legend:** Extracted from 1. IUCLID Toxicity Data 2. Europe ECHA Registered Substances - Ecotoxicological Information - Aquatic Toxicity 3. EPIWIN Suite V3.12 (QSAR) - Aquatic Toxicity Data (Estimated) 4. US EPA, Ecotox database - Aquatic Toxicity Data 5. ECETOC Aquatic Hazard Assessment Data 6. NITE (Japan) - Bioconcentration Data 7. METI (Japan) - Bioconcentration Data 8. Vendor Data

**DO NOT** discharge into sewer or waterways.

## Persistence and degradability

<b>Ingredient</b>	<b>Persistence: Water/Soil</b>	<b>Persistence: Air</b>
	No Data available for all ingredients	No Data available for all ingredients

## Bioaccumulative potential

<b>Ingredient</b>	<b>Bioaccumulation</b>
	No Data available for all ingredients

## Mobility in soil

<b>Ingredient</b>	<b>Mobility</b>
	No Data available for all ingredients

## SECTION 13 DISPOSAL CONSIDERATIONS

## Waste treatment methods

<b>Product / Packaging disposal</b>	<ul style="list-style-type: none"> <li>▶ <b>DO NOT</b> allow wash water from cleaning or process equipment to enter drains.</li> <li>▶ It may be necessary to collect all wash water for treatment before disposal.</li> <li>▶ In all cases disposal to sewer may be subject to local laws and regulations and these should be considered first.</li> <li>▶ Where in doubt contact the responsible authority.</li> <li>▶ Recycle wherever possible or consult manufacturer for recycling options.</li> <li>▶ Consult State Land Waste Management Authority for disposal.</li> <li>▶ Bury residue in an authorised landfill.</li> </ul>
-------------------------------------	--

Continued...

▶ Recycle containers if possible, or dispose of in an authorised landfill.

## SECTION 14 TRANSPORT INFORMATION

### Labels Required

Marine Pollutant	NO
HAZCHEM	Not Applicable

Land transport (ADG): NOT REGULATED FOR TRANSPORT OF DANGEROUS GOODS

Air transport (ICAO-IATA / DGR): NOT REGULATED FOR TRANSPORT OF DANGEROUS GOODS

Sea transport (IMDG-Code / GGVSee): NOT REGULATED FOR TRANSPORT OF DANGEROUS GOODS

Transport in bulk according to Annex II of MARPOL and the IBC code

Not Applicable

## SECTION 15 REGULATORY INFORMATION

### Safety, health and environmental regulations / legislation specific for the substance or mixture

National Inventory	Status
Australia - AICS	Y
Canada - DSL	Y
Canada - NDSL	Y
China - IECSC	Y
Europe - EINEC / ELINCS / NLP	Y
Japan - ENCS	Y
Korea - KECI	Y
New Zealand - NZIoC	Y
Philippines - PICCS	Y
USA - TSCA	Y
<b>Legend:</b>	Y = All ingredients are on the inventory N = Not determined or one or more ingredients are not on the inventory and are not exempt from listing (see specific ingredients in brackets)

## SECTION 16 OTHER INFORMATION

Revision Date	23/03/2018
---------------	------------

### Other information

Classification of the preparation and its individual components has drawn on official and authoritative sources as well as independent review by the Chemwatch Classification committee using available literature references.

The SDS is a Hazard Communication tool and should be used to assist in the Risk Assessment. Many factors determine whether the reported Hazards are Risks in the workplace or other settings. Risks may be determined by reference to Exposures Scenarios. Scale of use, frequency of use and current or available engineering controls must be considered.

### Definitions and abbreviations

PC—TWA: Permissible Concentration-Time Weighted Average  
 PC—STEL: Permissible Concentration-Short Term Exposure Limit  
 IARC: International Agency for Research on Cancer  
 ACGIH: American Conference of Governmental Industrial Hygienists  
 STEL: Short Term Exposure Limit  
 TEEL: Temporary Emergency Exposure Limit  
 IDLH: Immediately Dangerous to Life or Health Concentrations  
 OSF: Odour Safety Factor  
 NOAEL :No Observed Adverse Effect Level  
 LOAEL: Lowest Observed Adverse Effect Level  
 TLV: Threshold Limit Value  
 LOD: Limit Of Detection  
 OTV: Odour Threshold Value  
 BCF: BioConcentration Factors  
 BEI: Biological Exposure Index

This document is copyright.

Apart from any fair dealing for the purposes of private study, research, review or criticism, as permitted under the Copyright Act, no part may be reproduced by any process without written permission from CHEMWATCH.

TEL (+61 3) 9572 4700.